

## 1 Microphone Discussion System



2



3

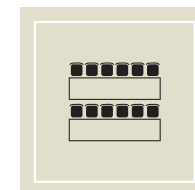


4

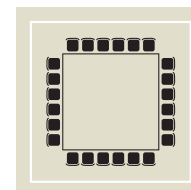


## Receivers & Headsets


The system is compatible for use with any of these layouts



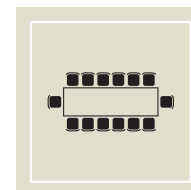
Classroom



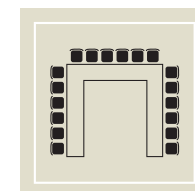
Hollow Square



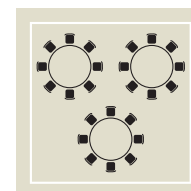
Theater



Board Room



U-Shape



Round Tables

## Dual Language System with Microphone Discussion System is designed to work as follows:

- 1 Discussion Microphones are "daisy-chained" one to the next and provide a feed of all microphones to PA and interpreter booth
- 2 In the booth the interpreters use a specialized console to hear everyone who speaks, clearly and accurately
- 3 The interpreter console allows for personalized tone and volume control for each interpreter as well as directs interpreter voice to correct transmitter as languages often alternate dynamically in a discussion setting. This allows all English attendees to always hear English and Target language attendees to always hear target language on their receivers. You may easily record each language separately using this system.
- 4 Receivers use channel selector so that those in attendance may listen to the language of their preference. This configuration allows for a dedicated channel for each language.
- 5 System may be configured for up to eight (8) languages by adding two (2) headset microphones, one IC2 and one (1) transmitter per language.

## Bigger, Better, Lighter

The new standard in tabletop booth design using a patented Snap & Slide® system



Call Today 1.888.283.2001